

FUND	RECEIPTS	DISBURSEMENTS	QUARTERLY BAL	INVESTMENT BAL	END BALANCE	
GENERAL	(3,118,231.89)	6,906,200.82	8,384,470.90	(4,596,501.97)	11,144,349.87	6,547,847.90
HOTEL TAX	28,278.45	4,320.81	5,218.04	27,381.22	-	27,381.22
JCTF	21,530.35	4,337.33	1,319.01	24,548.67	-	24,548.67
ROAD & BRIDGE LEASE	21,676.97	-	-	21,676.97	-	21,676.97
ROAD & BRIDGE PCT 1	1,015,824.90	101,216.50	250,686.35	866,355.05	324,413.54	1,190,768.59
ROAD & BRIDGE PCT 2	380,410.44	115,053.42	281,167.54	214,296.32	226,366.26	440,662.58
ROAD & BRIDGE PCT 3	499,633.12	122,705.43	339,876.59	282,461.96	711,211.06	993,673.02
ROAD & BRIDGE PCT 4	881,282.90	128,006.08	281,524.50	727,764.48	640,241.37	1,368,005.85
LATERAL ROAD PCT 1	12,136.93	-	-	12,136.93	44,948.93	57,085.86
LATERAL ROAD PCT 2	11,886.52	-	-	11,886.52	32,218.87	44,105.39
LATERAL ROAD PCT 3	14,839.42	-	-	14,839.42	82,844.73	97,684.15
LATERAL ROAD PCT 4	14,641.55	-	-	14,641.55	72,785.55	87,427.10
JP SECURITY	30,770.18	1,077.70	-	31,847.88	-	31,847.88
SECURITY	29,472.11	23,542.12	33,548.20	19,466.03	-	19,466.03
ENV SERVICE	2,333.47	61,472.68	-	63,806.15	-	63,806.15
DISASTER REIMB	-	-	-	-	-	-
LAW LIBRARY	60,179.08	2,999.50	2,378.77	60,799.81	-	60,799.81
PRE TRIAL INTERVENTION	52,142.94	6,750.00	1,710.00	57,182.94	-	57,182.94
D A SPECIAL	(1,802.64)	9,237.54	10,201.71	(2,566.81)	-	(2,566.81)
D A HOT CHECK	35,260.76	864.36	241.57	35,883.55	-	35,883.55
AGING	243,961.99	82,861.93	94,946.69	231,877.23	-	231,877.23
SHERIFF COMMISSARY	37,406.71	3,567.42	8,065.47	32,908.66	-	32,908.66
DEBT SERVICE	2,216,988.95	214,157.81	-	2,431,146.76	1,457.71	2,432,604.47
DEBT SVC-ENV SVC	-	-	-	-	759,820.01	759,820.01
JUDICIARY	146,307.16	143,199.46	152,048.78	137,457.84	-	137,457.84
SO CONTRABAND	152,734.93	3,035.00	3,035.00	152,734.93	-	152,734.93
DA CONTRABAND	(68,027.45)	-	-	(68,027.45)	102,511.05	34,483.60
OTHER SEIZURES PEND	7,965.71	-	-	7,965.71	-	7,965.71
DRG SEIZURE PEND	9,760.62	3,035.00	3,035.00	9,760.62	220,955.80	230,716.42
RAP	78,581.56	61,644.00	20,839.40	119,386.16	-	119,386.16
CC RECORDS MGMT	11,860.44	2,868.46	7,448.13	7,280.77	-	7,280.77
DC RECORDS MGMT	29,101.64	2,800.71	-	31,902.35	-	31,902.35
CO & DIST CT TECH	2,935.99	203.97	-	3,139.96	-	3,139.96
PROBATION	22,585.43	396,442.12	405,007.04	14,020.51	-	14,020.51
TOTAL	2,884,629.24	8,401,600.17	10,286,768.69	999,460.72	14,364,124.75	15,363,585.47
JURY FUND	1,919.00	11,765.00	11,692.00	1,992.00	-	1,992.00
CREDIT CARDS CO CLERK	-	-	-	-	-	-
CREDIT CARDS JP	6,370.64	96,970.98	100,405.12	2,936.50	-	2,936.50
CC COUNTY CLERK	-	104.00	104.00	-	-	-
JP#3	106.00	46,018.80	46,018.80	106.00	-	106.00
JUDICIAL CONSTR	94,787.91	-	60,867.51	33,920.40	-	33,920.40
JAIL CONSTR	-	-	-	-	-	-
HISTORICAL COMMISSION	41,021.83	173.88	759.49	40,436.22	383,603.88	424,040.10
COLLEGE/COMMERCE	735,232.57	200,000.00	700,000.00	235,232.57	-	235,232.57
GRANT FUNDS	299,153.15	1,615,723.08	1,302,280.53	612,595.70	-	612,595.70
RETIREE HEALTH INS	815,753.48	400.89	13,394.61	802,759.76	-	802,759.76
PAYROLL	-	1,695,497.28	1,695,497.28	-	-	-
PERMANENT SCHOOL	2,108.22	8,919.63	12.33	11,015.52	561,547.28	572,562.80
AVAILABLE SCHOOL	5,312.84	56,167.05	-	61,479.89	81,233.01	142,712.90
FED EQUITABLE SHARE	8,042.30	12,000.00	-	20,042.30	-	20,042.30
GRAND TOTAL	4,894,437.18	12,145,340.76	14,217,800.36	2,821,977.58	15,390,508.92	18,212,486.50


I HEREBY CERTIFY THAT THE FOREGOING
REPORT IS TRUE AND CORRECT

Torrie Williams
COUNTY TREASURER

SUBSCRIBED AND SWORN TO BEFORE ME

THIS 3RD DAY OF DECEMBER 2014

Stephanie Dale

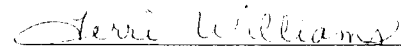


INVESTMENT REPORT 3RD QTR (APR-JUN 2014)

POOL INVESTMENTS	BEG BAL	DEPOSITS	WITHDRAWALS	INTEREST	BALANCE
General	11,141,766.92	16.94	-	2,566.01	11,144,349.87
Road & Bridge PCT 1	324,390.31	-	-	23.23	324,413.54
Road & Bridge PCT 2	226,350.03	-	-	16.23	226,366.26
Road & Bridge PCT 3	711,160.05	-	-	51.01	711,211.06
Road & Bridge PCT 4	640,195.47	-	-	45.90	640,241.37
Lateral Road Pct 1	44,945.72	-	-	3.21	44,948.93
Lateral Road Pct 2	32,216.58	-	-	2.29	32,218.87
Lateral Road Pct 3	82,838.78	-	-	5.95	82,844.73
Lateral Road Pct 4	72,780.31	-	-	5.24	72,785.55
Debt Service	1,457.71	-	-	-	1,457.71
DBT SVC-ENV SVC	759,765.59	-	-	54.42	759,820.01
DA Contraband	102,503.70	-	-	7.35	102,511.05
Drq Seizure Perid	217,905.07	3,035.00	-	15.73	220,955.80
Judicial Center Constr	-	-	-	-	-
Jail Construction	-	-	-	-	-
Historical Commission	383,512.88	-	-	91.00	383,603.88
Permanent School	561,549.14	-	42.07	40.21	561,547.28
Available School	81,185.06	42.07	-	5.88	81,233.01
TOTAL POOL ACCOUN	15,384,523.32	3,094.01	42.07	2,933.66	15,390,508.92
TOTAL CD INVESTMENTS					
TOTAL INVESTMENTS					15,390,508.92

CD INVESTMENTS PURCHASE DATE CD # AMOUNT INT RATE MATURITY DATE

This report is made in accordance with provisions of Gov. Code 2256, The Public Funds Investment Act, which requires quarterly reporting of investment transactions for county funds to the Commissioner's Court. The investments held in Polk County's portfolio comply with the Public Funds Investment Act and with the County's investment policy and strategies.



Terri Williams, County Investment Officer

FUND	RECEIPTS	DISBURSEMENTS	QUARTERLY BAL	INVESTMENT BAL	END BALANCE	
GENERAL	(4,596,501.97)	17,922,083.30	12,970,889.79	354,691.54	4,146,397.47	4,501,089.01
HOTEL TAX	27,381.22	5,219.56	2,039.86	30,560.92		30,560.92
JCTF	24,548.67	4,129.00	965.92	27,691.75		27,691.75
ROAD & BRIDGE LEASE	21,676.97	-	-	21,676.97		21,676.97
ROAD & BRIDGE PCT 1	866,355.05	69,712.25	211,279.53	724,787.77	324,440.75	1,049,228.52
ROAD & BRIDGE PCT 2	214,296.32	256,044.90	470,341.22	-	226,385.20	226,385.20
ROAD & BRIDGE PCT 3	282,461.96	84,411.08	257,210.54	109,662.50	711,270.75	820,933.25
ROAD & BRIDGE PCT 4	727,764.48	202,609.65	512,037.40	418,336.73	640,295.15	1,058,631.88
LATERAL ROAD PCT 1	12,136.93	-	-	12,136.93	44,952.67	57,089.60
LATERAL ROAD PCT 2	11,886.52	-	-	11,886.52	32,221.60	44,108.12
LATERAL ROAD PCT 3	14,839.42	-	-	14,839.42	82,851.60	97,691.02
LATERAL ROAD PCT 4	14,641.55	-	-	14,641.55	72,791.56	87,433.11
JP SECURITY	31,847.88	1,013.00	-	32,860.88	-	32,860.88
SECURITY	19,466.03	24,339.61	43,805.64	-	-	-
ENV SERVICE	63,806.15	34,118.32	95,590.92	2,333.55	-	2,333.55
DISASTER REIMB	-	-	-	-	-	-
LAW LIBRARY	60,799.81	3,080.00	928.86	62,950.95	-	62,950.95
PRE TRIAL INTERVENTION	57,182.94	2,050.00	1,960.00	57,272.94	-	57,272.94
D A SPECIAL	(2,566.81)	16,191.87	12,758.50	866.56	-	866.56
D A HOT CHECK	35,883.55	805.00	286.93	36,401.62	-	36,401.62
AGING	231,877.23	87,330.95	100,348.83	218,859.35	-	218,859.35
SHERIFF COMMISSARY	32,908.66	5,460.58	1,575.17	36,794.07	-	36,794.07
DEBT SERVICE	2,431,146.76	108,346.77	2,532,986.65	6,506.88	1,457.71	7,964.59
DEBT SVC ENV SVC	-	-	-	-	759,883.80	759,883.80
JUDICIARY	137,457.84	154,323.21	145,744.10	146,036.95	-	146,036.95
SG CONTRABAND	152,734.93	5,605.92	-	158,340.85	-	158,340.85
DA CONTRABAND	(68,027.45)	2,402.52	-	(65,624.93)	102,519.66	36,894.73
OTHER SEIZURES PEND	7,965.71	-	-	7,965.71	-	7,965.71
DRG SEIZURE PEND	9,760.62	11,390.70	12,144.47	9,006.85	210,519.57	219,526.42
RAP	119,386.16	65,038.00	4,580.24	179,843.92	-	179,843.92
CC RECORDS MGMT	7,280.77	3,441.29	9,905.23	816.83	-	816.83
DC RECORDS MGMT	31,902.35	3,528.18	-	35,430.53	-	35,430.53
CO & DIST CT TECH	3,139.96	233.42	1.11	3,372.27	-	3,372.27
PROBATION	14,020.51	456,261.13	452,573.32	17,708.32	-	17,708.32
TOTAL	999,460.72	19,529,170.21		2,688,656.70	7,355,987.49	10,044,644.19
JURY FUND	1,992.00	25,758.00	25,770.00	1,980.00	-	1,980.00
CREDIT CARDS CO CLERK	-	-	-	-	-	-
CREDIT CARDS JP	2,936.50	100,956.10	97,496.10	6,396.50	-	6,396.50
CC COUNTY CLERK	-	356.00	356.00	-	-	-
JP#3	106.00	52,228.30	52,228.30	106.00	-	106.00
JUDICIAL CONSTR	33,920.40	-	2,922.42	30,997.98	-	30,997.98
JAIL CONSTR	-	-	-	-	-	-
HISTORICAL COMMISSION	40,436.22	148.80	701.18	39,883.84	383,695.89	423,579.73
COLLEGE/COMMERCE	235,232.57	-	100,000.00	135,232.57	-	135,232.57
GRANT FUNDS	612,595.70	2,808,566.44	2,378,572.97	1,042,589.17	-	1,042,589.17
RETIREE HEALTH INS	802,759.76	55,112.84	10,517.93	847,354.67	-	847,354.67
PAYROLL	-	2,000,967.20	2,000,967.20	-	-	-
PERMANENT SCHOOL	11,015.52	21,497.49	5,493.44	27,019.57	561,549.53	588,569.10
AVAILABLE SCHOOL	61,479.89	80,412.60	-	141,892.49	81,284.70	223,177.19
FED EQUIHABILE SHARE	20,042.30	-	4,662.20	15,380.10	-	15,380.10
GRAND TOTAL	2,821,977.58	24,675,173.98	4,679,687.74	4,977,489.59	8,382,517.61	13,360,007.20

I HEREBY CERTIFY THAT THE FOREGOING
REPORT IS TRUE AND CORRECT

Ver Williams
COUNTY TREASURER

SUBSCRIBED AND SWORN TO BEFORE ME

THIS 3RD DAY OF DECEMBER 2014
Stephanie Dale




INVESTMENT REPORT (JUL-SEPT 2014)

POOL INVESTMENTS	BEG BAL	DEPOSITS	WITHDRAWALS	INTEREST	BALANCE
General	11,144,349.87	16.77	7,000,000.00	2,030.83	4,146,397.47
Road & Bridge PCT 1	324,413.54			27.21	324,440.75
Road & Bridge PCT 2	226,366.26			18.94	226,385.20
Road & Bridge PCT 3	711,211.06			59.69	711,270.75
Road & Bridge PCT 4	640,241.37			53.78	640,295.15
Lateral Road Pct 1	44,948.93			3.74	44,952.67
Lateral Road Pct 2	32,218.87			2.73	32,221.60
Lateral Road Pct 3	82,844.73			6.87	82,851.60
Lateral Road Pct 4	72,785.55			6.01	72,791.56
Debt Service	1,457.71			-	1,457.71
DBT SVC-ENV SVC	759,820.01			63.79	759,883.80
DA Contraband	102,511.05			8.61	102,519.66
Drg Seizure Pend	220,955.80		10,454.70	18.47	210,519.57
Judicial Center Constr					-
Jail Construction					-
Historical Commission	383,603.88			92.01	383,695.89
Permanent School	561,547.28		44.87	47.12	561,549.53
Available School	81,233.01	44.87		6.82	81,284.70
TOTAL POOL ACCOUN	15,390,508.92	61.64	7,010,499.57	2,446.62	8,382,517.61
TOTAL CD INVESTMENTS					-
TOTAL INVESTMENTS					8,382,517.61

CD INVESTMENTS	PURCHASE DATE	CD #	AMOUNT	INT RATE	MATURITY DATE
----------------	---------------	------	--------	----------	---------------

This report is made in accordance with provisions of Gov. Code 2256, The Public Funds Investment Act, which requires quarterly reporting of investment transactions for county funds to the Commissioner's Court. The investments held in Polk County's portfolio comply with the Public Funds Investment Act and with the County's investment policy and strategies.



Terri Williams, County Investment Officer